




JANUARY 2023

BATTERIES DEAD? RECYCLE INSTEAD!


Each year, nearly 3 billion batteries are disposed of in landfills. Instead of tossing your dead batteries in the trash, take advantage of convenient recycling options instead. Here are the facts about battery recycling:

WHY WE RECYCLE BATTERIES:

-  Recycling is good for the planet. By recycling your used batteries, you will keep your home safer, our water and soil cleaner, and promote reuse and sustainability.
-  Batteries are toxic to landfills. Improper disposal causes battery acid to leak into the soil causing groundwater and soil contamination.
-  Materials recovery: Depending on the type of recycling process that is used, up to 96% of the materials in a lithium-ion battery can be recovered and reused.


HOW TO RECYCLE BATTERIES:

Recycling batteries has never been easier!

-  Recology Vacaville Solano offers free curbside collection of used batteries. Simply place your used batteries inside a tightly sealed bag and place the bag on top of your blue recycling cart on your regular collection day.



-OR-

-  You may also take your batteries to the Recology Vacaville Solano Household Hazardous Waste Facility located at 855 ½ Davis Street every Saturday from 9 a.m. to 3 p.m.



For safety, please tape over the contact points of each lithium battery – look for “Lithium” or “Li” on most button and rechargeable batteries. Nickel-cadmium batteries must be labeled “nickel-cadmium” or “Ni-Cd”, with the phrase “BATTERY MUST BE RECYCLED OR DISPOSED OF PROPERLY.”

DON'T FORGET YOUR 2023 LANDFILL PASS

Residential customers are provided with one FREE landfill pass each year -AND- one FREE curbside collection annually of one of the following: 2 bulky items, 2 cubic yards of bagged material, or 3 e-waste items!

For more information, or to request your FREE landfill pass or FREE curbside collection, contact Recology Vacaville Solano at (707) 448-2945.



KNOW WHAT TO THROW

What CAN go in your gray bin:

- ✓ Municipal solid waste
- ✓ Plastic shopping bags
- ✓ Plastic utensils
- ✓ Straws
- ✓ Broken glass & dishware
- ✓ Wrappers, chip bags, & plastic film
- ✓ Styrofoam
- ✓ Gloves and masks



What CANNOT go in your gray bin:



- ✗ Recyclable materials – Paper, plastics #1-7, glass bottles, metal, and organic materials



- ✗ Electronic & universal waste – T.V.'s, computers, cell phones, batteries, calculators, printers, fluorescent light bulbs, thermometers



- ✗ Hazardous waste – Paint, nonempty aerosol or solvent cans, cleaners, pesticides/herbicides, flammables, poisons, acids/bases, fuel canisters/tanks, motor oil

- ✗ Building & automotive waste – Asbestos, treated wood, antifreeze, tires

- ✗ Medical waste – Needles and sharps, biohazardous waste

TIP

If you aren't sure how to dispose of an item, visit WhatBin.com to find out.



Tips for recycling organic waste at home



COLLECTION TIPS

- Keep a kitchen pail for food scraps on your countertop to make it easy and convenient to collect kitchen scraps as you prepare meals.
- Line your kitchen pail with paper towels, a paper bag or newspaper, which will help keep your container clean. The liner paper can be recycled with the food scraps.
- Consider freezing your food scraps before emptying into your green organics cart. Some residents have done this as a sanitary way to manage food scrap storage, especially very wet food scrap materials.

ODOR CONTROL

- If possible, keep your cart in a shady area out of direct sunlight.
- Line the bottom of your cart with newspaper or green waste (grass clippings, leaves, tree prunings) to help absorb liquids. Covering your food scraps with green waste can also help mask food scrap odors.
- Spray the inside of your cart and cart lid with a vinegar and water solution.

RODENT & PEST CONTROL

- Keep the ground around the cart clean and free of clutter.
- Don't provide an easy way for rodents and pests to get in the cart; keep it away from exterior walls, fences, and shrubs.
- Keep the cart lid closed at all times. You can hold the cart lid tightly closed by using bungee cords, but they'll need to be removed before putting your cart out for pickup.
- Check local retailers for safe, non-toxic repellent sprays.