



## **Container Dimensions and Collection Vehicle Specifications**


New development and alteration projects are subject to approval by Recology San Benito County (RSBC), the County of San Benito and/or the respective jurisdiction in which you are conducting business. Service locations for recycling, compost, and garbage are required to demonstrate compliance with California diversion mandates, adequate space to accommodate service needs, and to ensure the safety of those utilizing the service area.

**831.636.7500**

**[Recologysanbenito.com](http://Recologysanbenito.com)**

# Front Load Bins

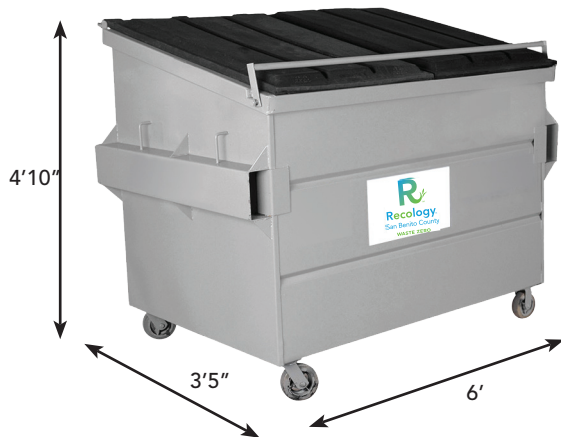
1-yard



2-yard




3-yard



4-yard



6-yard



8-yard



Dimensions may vary slightly. Measurements shown are exterior dimensions.  
Not all bins are available with wheels.

# Front-Loader

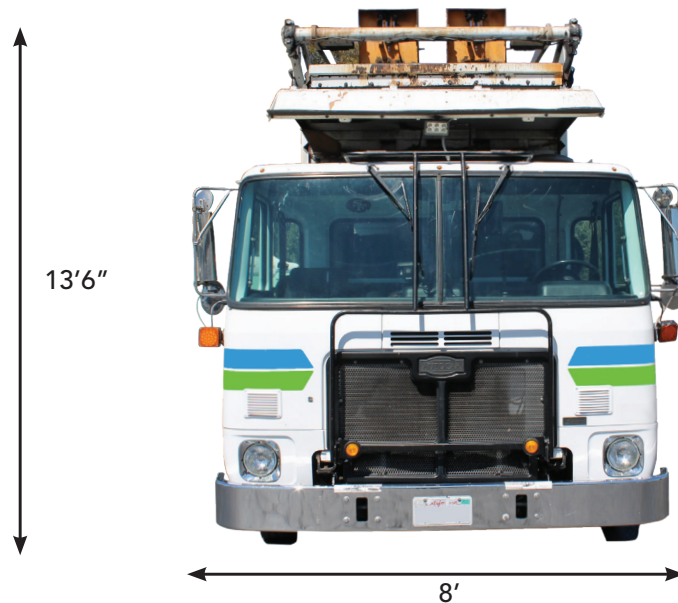


31'

(See box dimensions)



18'




13'6"

8'


Dimensions may vary slightly. Measurements shown are exterior dimensions.



# Debris Boxes



**40 Yard - Debris Box**




**20 Yard - Debris Box**

Dimensions may vary slightly. Measurements shown are exterior dimensions.



# Roll-Off



Dimensions may vary slightly. Measurements shown are exterior dimensions.

# Side-Loader



Dimensions may vary slightly. Measurements shown are exterior dimensions.

# Plastic Carts



**32 gallon**



**64 gallon**



**96 gallon**

Dimensions may vary slightly. Measurements shown are exterior dimensions.