



Recycle

No food, liquid, Styrofoam™ or loose plastic bags

Empty and Clean Recyclables Only

- Place items loose in the recycling cart, not in bags or cartons.
- Place additional recyclables in clearly labeled sturdy bins or boxes next to the recycling cart.

Paper & Cardboard



Clean boxes & cartons



Empty paper cups



Flattened cardboard



Newspaper



Phone books



Wrapping paper



Mail, magazines, mixed paper



Empty paper bags

Plastic



Plastic bottles
(NEW! All colors — please place caps back ON plastic bottles)



Plastic cups & food containers



Plastic pots, buckets & baskets



Pill bottles
(no prescription vials)



PVC pipe
(no longer than length of cart)



Bagged plastic bags
(clean film wrap, newspaper, dry cleaner, & grocery bags)

Glass



Bottles & jars

Metal



Aluminum & metal cans



Foil & foil trays



Scrap metal
(less than 35lbs and 2' x 2' x 2')



Food & Yard Waste

No plastic, glass or metal

Food Scraps



Fruits & vegetables



Meat, fish & dairy



Shells & bones



Pasta & rice



Bread & grains



Eggshells & nutshells



Tea bags



Coffee grounds & filters

Food-Soiled Paper



Paper bags, towels & napkins



Greasy pizza boxes



Uncoated paper plates & cartons



Approved compostable packaging
Visit recologycleanscapes.com for a complete list



Shredded paper
(loose or in paper bag)



Wooden popsicle sticks & chopsticks

Yard Waste



Grass & weeds



Leaves & twigs



Houseplants & flowers



Branches
(under 4' long, 4" thick)


Extra Yard Waste — charges apply

Put extra yard debris in:

- Heavy paper yard bags - OR -
- Bundles tied with fiber twine (4' x 2' x 2' limit) - OR -
- Rigid cans with handles and lids (32 gal., 60 lb. limit) marked "yard"

NO food scraps allowed in extra yard debris

NO yard debris in plastic bags or recycling carts



Kitchen Tips

Collect food scraps and food-soiled paper in a washable, lidded container.



To keep your container clean:

- Line with used paper towels, newspaper, shredded paper, or compostable bags.
- Sprinkle food scraps with baking soda to limit odors.
- Freeze or refrigerate food scraps in container or compostable bag until collection day.



Garbage


No hazardous waste or prohibited items

Extra Garbage


- There is an additional charge for garbage that does not fit in your garbage cart. If your lid is open more than 6 inches, additional charges incur.
- Put additional garbage in 32-gallon (or smaller) cans or bags.



Food-soiled plastic



Single coffee brew cups



Styrofoam™ containers



CDs



Utensils



Mirrors



Prescription vials



Incandescent light bulbs



Small lids, caps & tops
(less than 3 in. wide)



Ziploc®, food & single plastic bags



Ceramics & glassware
(broken or unusable)



Empty toxic materials containers



Latex paint cans
(dry & empty)



Diapers, pet waste & kitty litter
(bagged)

Hazardous Materials

Prohibited from all carts



Automotive fluids



Computers & TVs



Flammable gas containers



Lawn chemicals & pesticides



Paint & solvents



Plumbing liquids



Fluorescent bulbs & tubes

SAFE HAZARDOUS MATERIAL DISPOSAL INFORMATION
206.296.4692 HazWasteHelp.org

Products marked "CAUTION," "WARNING," "DANGER," or "POISON" may require hazardous material disposal.